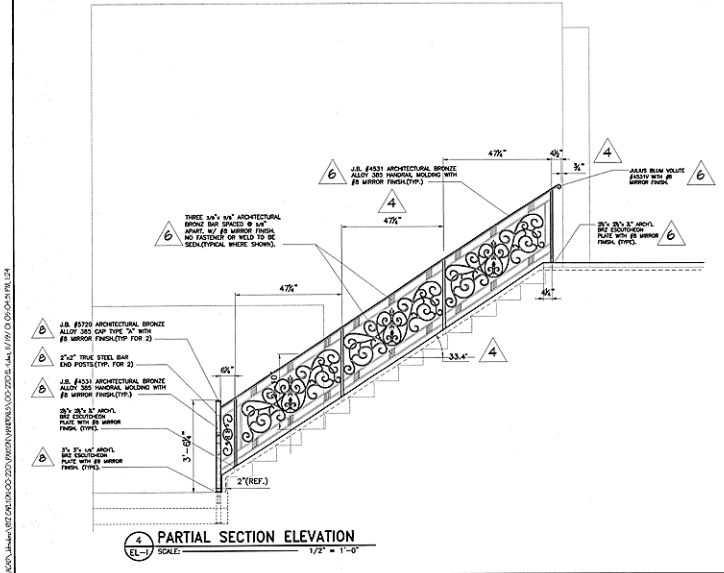


1 PARTIAL SECTION ELEVATION
SCALE: 1/2" = 1'-0"

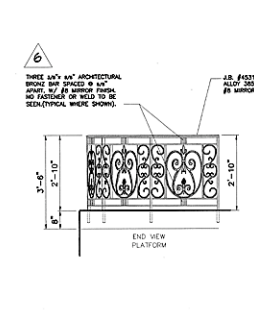
2 PARTIAL SECTION ELEVATION
SCALE: 1/2" = 1'-0"

3 PARTIAL SECTION ELEVATION
SCALE: 1/2" = 1'-0"

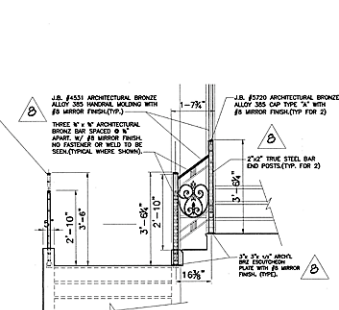


4 PARTIAL SECTION ELEVATION
SCALE: 1/2" = 1'-0"

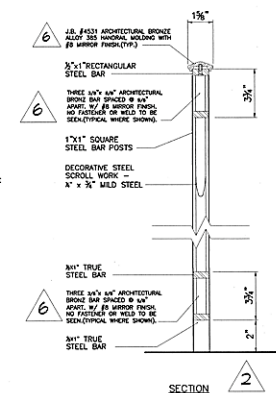
NOTES:
 1-ALL BRONZE TO HAVE #8 MIRROR FINISH.
 2-ALL DIMENSIONS & ANGLES TO BE FIELD VERIFIED PRIOR TO FABRICATION OF RAILINGS.



5 PARTIAL SECTION ELEVATION
SCALE: 1/2" = 1'-0"



6 PARTIAL SECTION ELEVATION
SCALE: 1/2" = 1'-0"



SECTION 2
RAIL & SCROLL WORK
SCALE: N.T.S.

RECORD OF PRINTS		DATE	BY
NO.	REVISION		
1	ISSUED FOR PERMITS		
2	ISSUED FOR PERMITS		
3	ISSUED FOR PERMITS		
4	ISSUED FOR PERMITS		
5	ISSUED FOR PERMITS		
6	ISSUED FOR PERMITS		

REVISIONS		DATE	BY
NO.	REVISION		
1	ISSUED FOR PERMITS		
2	ISSUED FOR PERMITS		
3	ISSUED FOR PERMITS		
4	ISSUED FOR PERMITS		
5	ISSUED FOR PERMITS		
6	ISSUED FOR PERMITS		

THE RITZ CARLTON
 50 CENTRAL PARK SOUTH, NEW YORK, N.Y.
 ARCHITECT: HANDEL & ASSOCIATES
 CONTRACTOR: BOVIS LEND LEASE
 DRAWING TITLE: GRAND STAIR #6 RAILING ; ELEVATIONS



DATE: 9-27-2001
 DRAWN BY: S.AMERI
 CHECKED BY: AS SHOWN
 PROJECT NUMBER: 00-220
 DRAWING NUMBER: FL-1